

FIND YOUR ACADEMIC ADVISOR

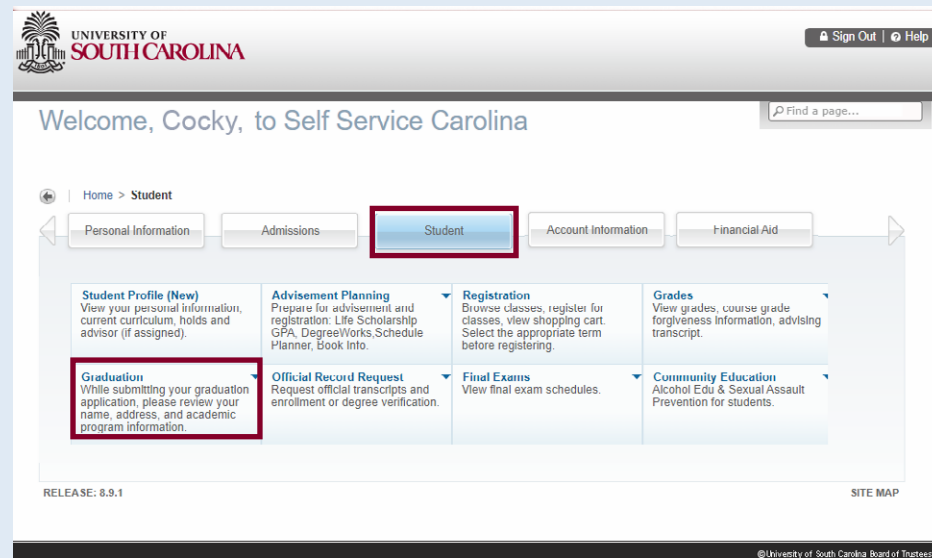
YOU MUST MEET WITH YOUR ASSIGNED ACADEMIC ADVISOR EACH SEMESTER BEFORE REGISTERING FOR CLASSES. NOT SURE WHO YOUR ADVISOR IS? START HERE!

FINDING YOUR ACADEMIC ADVISOR IN YOUR STUDENT PROFILE

Your assigned academic advisor will appear in your Student Profile at my.sc.edu

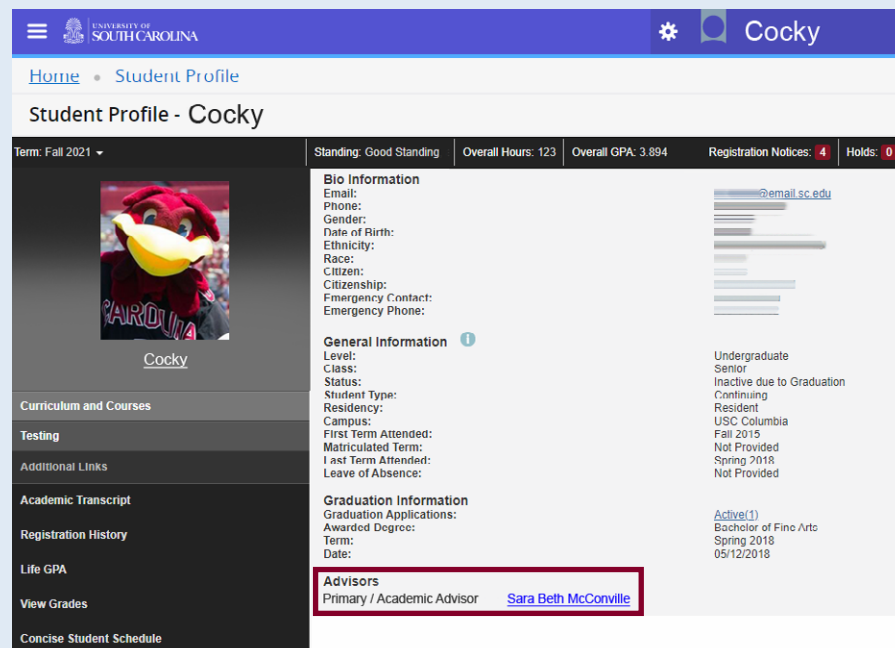
Step 1

Log in to **Self-Service Carolina**, click the **Student** button, and then click **Student Profile (New)**.



Step 2

Your academic advisor (if assigned) will appear in the **Advisors** section.



For more information, visit sc.edu/advising/studentresources

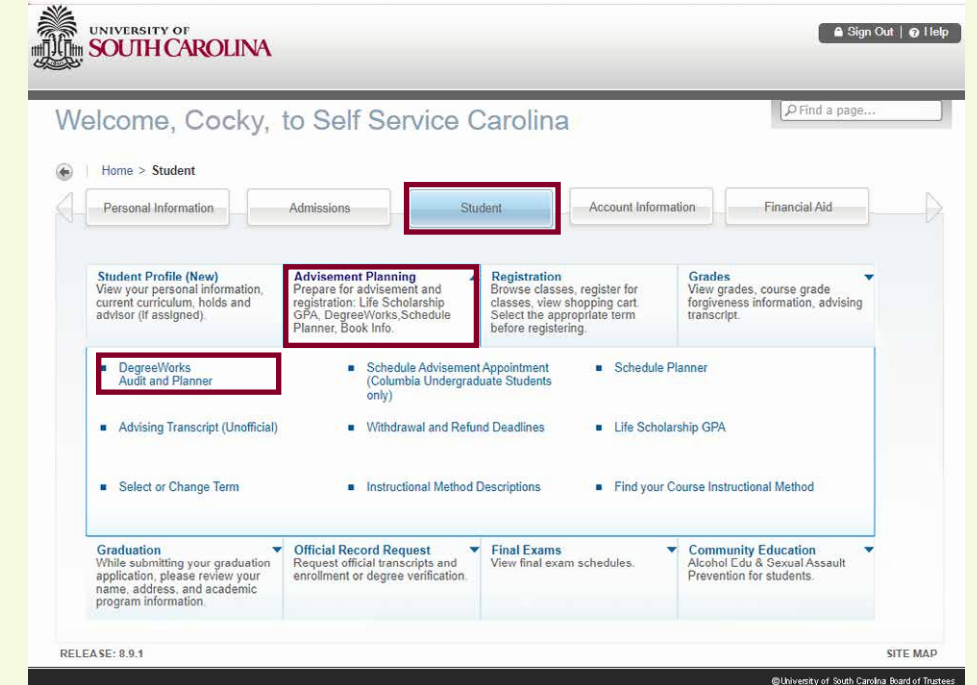
WATCH: STUDENT PROFILE OVERVIEW HELP VIDEO

FINDING YOUR ACADEMIC ADVISOR IN YOUR DEGREEWORKS

Your assigned academic advisor will appear at the top of your degree audit in DegreeWorks.

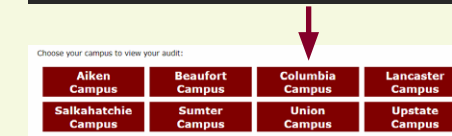
Step 1

Log in to **Self-Service Carolina**, click the **Student** button, click **Advisement Planning**, and then click **DegreeWorks**.



Step 2

Click **Columbia Campus**.



Step 3

Your academic advisor (if assigned) will appear in the top block of your degree audit directly under your classification.



For more information, visit sc.edu/advising/studentresources

WATCH: DEGREEWORKS PLANNER: INTRODUCTION HELP VIDEO

Uof SC Academic Advising
University of South Carolina